

Brightening your life



POLYCARB
LIGHTING





Dear Customers,

The unconditional support of all our customers and our sales partners has made our journey fruitful and fulfilling. Thanks to you all, we have left no stone unturned to make this journey an exciting and memorable one, during these four decades. I take this opportunity to thank you and convey my gratitude for the unabated support and trust you have always reposed in Polycab and encouraged us to move ahead confidently.

The advent of the second millennium has brought in its wake a transformation in the mindset of the customer. The expectation of a customer has risen exponentially. That's why, we have geared up towards keeping our customers totally satisfied.

Our flexibility and openness to new market trends and changing technology continue to be our driving force. The core values of teamwork, trust amongst people and customer focus have given us a unique position among the Indian industry.

As we gear up for the future, we have established our well recognized market presence with a strong product portfolio. We have also, streamlined our efficient manufacturing capabilities to withstand the winds of change. However, we are aware that we will need to be even more proactive, agile and customer centric.

This is possible only when we will anticipate the future and be ready with solutions, even before you as the customer asks for them. There are many new challenges the cable industry is facing with new market opportunities and product developments, due to thrust in renewable energy sector. We have achieved success towards developing and delivering products for this segment and at the same time ensured to be internationally competitive.

Our business model is evolving. We have identified focus areas of growth over the next five years and beyond. That's how, we will diversify into adjacent product categories such as **Lighting, Luminaries, Switches, Switchgear, Electric Fans and Appliances** in the near future.

Polycab aspires to be 10000+ crores company in the upcoming years, I am confident that this will keep us ahead and winning in our endeavour as the preferred brand in this market.

We pledge to improve each day to serve you better.

INDER JAISINGHANI

Chairman & Managing Director

CONTENTS

Planet G - LED	01
Domestico	13
Modernia	17
Industria	25
Urbania	31
Arenia	37
Gardenia	43
Accessories	49
Lamps	53



Planet G - LED

Energy-efficient lighting solutions

Planet G - LED



LED LAMPS

PRODUCT CODE	CAT. REF.	WATTAGE	CASE LOT	MRP
AELIUS LED LAMPS				
LPL1500101	PCGLL 5	5W	25	449 #
LPL1500301	PCGLL 7	7W	25	575 #
LPL1500501	PCGLL 9	9W	25	699 #

Available in CCT 6500k & 3000k



AELIUS LED SPOT GU 5.3				
LPL1700101	PCGLS 6 GU5.3	6W	25	1,200 \$



AELIUS LED SPOT GU 10				
LPL1700301	PCGLS 7 GU10	7W	25	999 \$






\$ Available in CCT 3000k

Planet G - LED



LED LAMPS

PRODUCT CODE	CAT. REF.	WATTAGE	CASE LOT	MRP
AELIUS LED DECO LAMPS				
 LPL1600101	PCGLD 0.5W	0.5W	100	99
LPL1600201	PCGLD 0.5R	0.5W	100	99
LPL1600301	PCGLD 0.5Y	0.5W	100	99
 LPL1600401	PCGLD 0.5B	0.5W	100	99
LPL1600501	PCGLD 0.5G	0.5W	100	99
AELIUS LED TUBE				
 LPT1100101	PCGLT 9	9W	12	1,200 *
LPT1100201	PCGLT 18	18W	12	1,850 *

* Available in CCT 6500k

Planet G - LED



DOMESTICO

PRODUCT CODE	CAT. REF.	WATTAGE	CASE LOT	MRP
INTENSO LED BATTEN				
LPD1400101	PCGLB 6	6W	10	1,095 *
LPD1400201	PCGLB 12	12W	10	1,895 *
LPD1400301	PCGLB 20	20W	10	2,495 *



*Available in CCT 6500k

SCINTILLATE LED ROUND DOWNLIGHT				
LPD1500101	PCGLD 15W R FFG	15W	10	1,995 &



*Available in CCT 6000k & 3000k

SCINTILLATE LED ROUND SLIM DOWNLIGHT				
LPD1600101	PCGLD 6 R	6W	10	1,295 !
LPD1600201	PCGLD 12 R	12W	10	1,995 !
LPD1600301	PCGLD 18 R	18W	10	2,695 !



*Available in CCT 6000k & 4000k

Planet G - LED



DOMESTICO

PRODUCT CODE	CAT. REF.	WATTAGE	CASE LOT	MRP
SCINTILLATE LED SQUARE SLIM DOWNLIGHT				
LPD1600401	PCGLD 6 SQ	6W	10	1,295 !
LPD1600501	PCGLD 12 SQ	12W	10	1,995 !
LPD1600601	PCGLD 18 SQ	18W	10	2,695 !



! Available in CCT 6000k & 4000k

SCINTILLATE EDGE LED ROUND SLIM DOWNLIGHT				
LPD1602301	PCGLELP 12W R	12W	10	2,245 *



* Available in CCT 6000k

SCINTILLATE EDGE LED SQUARE SLIM DOWNLIGHT				
LPD1602401	PCGLELP 12W SQ	12W	10	2,245 *



* Available in CCT 6000k

Planet G - LED



DOMESTICO

PRODUCT CODE	CAT. REF.	WATTAGE	CASE LOT	MRP
--------------	-----------	---------	----------	-----

SCINTILLATE DUO LED SQUARE SLIM DOWNLIGHT

LPD1602101	PCGLSLP 10 SQ	10W	10	2,245 *
LPD1602201	PCGLSLP 15 SQ	15W	10	2,995 *



SCINTILLATE DUO LED ROUND SLIM DOWNLIGHT

LPD1601901	PCGLSLP 10 R	10W	10	2,245 **
LPD1602001	PCGLSLP 15 R	15W	10	2,995 **



**Available in CCT 6000k

**Three switching operations with color change

Planet G - LED

MODERNIA

PRODUCT CODE	CAT. REF.	WATTAGE	CASE LOT	LIST PRICE
LED PANEL				
LPM1900101	PCGLP 20	20W	4	5,715
LPM1900201	PCGLP 40	40W	4	13,150



INDUSTRIA

LED MID BAY				
LPI1800101	PCGLH 30	30W	4	44,950
LED HIGH BAY				
LPI1700101	PCGLH 100	100W	1	On Request
LPI1700201	PCGLH 150	150W	1	On Request



Planet G - LED



URBANIA

PRODUCT CODE	CAT. REF.	WATTAGE	CASE LOT	LIST PRICE
LED MODULE STREELIGHT				
LPU1700101	PCGLSM 50	50W	1	49,190
LED MODULE STREELIGHT				
LPU1700201	PCGLSM 100	100W	1	93,220
LED DECORATIVE STREETLIGHT				
LPU1800101	PCGLS 36 NV	36W	1	56,920



Planet G - LED

ARENIA

PRODUCT CODE	CAT. REF.	WATTAGE	CASE LOT	LIST PRICE
LED MODULE FLOODLIGHT				
LPA2200101	PCGLFM 50	50W	1	49,190
LED MODULE FLOODLIGHT				
LPA2200201	PCGLFM 100	100W	1	93,200
LED FLOODLIGHT				
LPA2000101	PCGLF 40	40W	2	23,000
LED FOCUS LIGHT				
LPA2100101	PCGLFS 18	18W	2	17,150



Planet G - LED



GARDENIA

PRODUCT CODE	CAT. REF.	WATTAGE	CASE LOT	LIST PRICE
LED BOLLARD				
LPG1900101	PCGLB 0106	6W	1	9,550
LED BOLLARD				
LPG1900201	PCGLB 0206	6W	1	8,775
LED BOLLARD				
LPG1900301	PCGLB 0406	6W	1	10,025



Planet G - LED



PRODUCT CODE	CAT. REF.	WATTAGE	CASE LOT	LIST PRICE
LED BOLLARD				
LPG1900401	PCGLB 0406	6W	1	10,025
LED WALLLIGHT				
LPG2100101	PCGLW 0406	6W	2	7,150





Domestico

For an occasion called togetherness

Domestico



PRODUCT CODE	CAT. REF.	NO. OF LAMPS	WATTAGE	LAMP TYPE	CASE LOT	MRP
OTTIMO ELECTRONIC LFL BATTEN						
LPD1000101	PCPTE 18/20 F	1	18/20W	LFL	16	320
LPD1000201	PCPTE 36/40 F	1	36/40W	LFL	16	350
LPD1000301	PCPTE 36 F	1	36W	LFL	16	380
LPD1000401	PCPTE 28 F	1	28W	LFL	16	425
OTTIMO BOX ELECTRONIC LFL BATTEN						
LPD1000501	PCDB 36 / 40 F	1	36/40W	LFL	12	560
LPD1000601	PCDB 28 F	1	28W	LFL	12	560
OTTIMO T8 DECO ELECTRONIC LFL BATTEN						
LPD1100101	PCDD 36 F	1	36W	LFL	12	550



Domestic



PRODUCT CODE	CAT. REF.	NO. OF LAMPS	WATTAGE	LAMP TYPE	CASE LOT	MRP
ONELLA T5 LUMINAIRE WITH TUBE						
LPD1300101	PCEP 114 T HF	1	14W	LFL	10	525
LPD1300301	PCEP 128 T HF	1	28W	LFL	10	575
ONELLA T5 LUMINAIRE WITH TUBE AND DIFFUSER						
LPD1300201	PCEP 114 DI T HF	1	14W	LFL	10	575 *
LPD1300401	PCEP 128 DI T HF	1	28W	LFL	10	675 *

* Available With Diffuser





Modernia

Innovative ideas for brighter workspaces



Modernia



PRODUCT CODE	CAT. REF.	NO. OF LAMPS	WATTAGE	LAMP TYPE	CASE LOT	LIST PRICE
RECESS MOUNTING DIRECT / INDIRECT LUMINAIRE WITH P5 OPTICS AT CENTER						
LPM1100101	PCDI 236 C P5 HFC2	2	36W	CFL	2	4245 *
RECESS MOUNTING DIRECT / INDIRECT LUMINAIRE WITH MIRROR OPTIC AT CENTER						
LPM1100201	PCDI 01 236 C LM HFC2	2	36W	CFL	2	4700 *
RECESS MOUNTING INDIRECT LUMINAIRE WITH CENTER PERFORATED OPTICS						
LPM1000101	PCDI 236 C HFC2	2	36W	CFL	2	3400 *
RECESS MOUNTING INDIRECT LUMINAIRE WITH SIDE PERFORATED OPTICS						
LPM1100201	PCIDS 236 C HFC2	2	36W	CFL	2	3750 *

* Available with High Performance Ballast having HD <10% & constant wattage output



PRODUCT CODE	CAT. REF.	NO. OF LAMPS	WATTAGE	LAMP TYPE	CASE LOT	LIST PRICE
--------------	-----------	--------------	---------	-----------	----------	------------

ENERGY SAVING T5 MIRROR OPTICS WITH 3D LAMELLAE LOUVERS

LPM1300101	PCLMX 228 F HFC2	2	28W	LFL	2	4050
------------	------------------	---	-----	-----	---	------

ENERGY SAVING T5 MIRROR OPTICS WITH 3D LAMELLAE LOUVERS

LPM1300201	PCLMX 01 314 F 2HFC3	3	14W	LFL	2	5250
LPM1300301	PCLMX 01 324 F HFP3	3	24W	LFL	2	5450

ENERGY SAVING T5 MIRROR OPTICS WITH 3D LAMELLAE LOUVERS

LPM1300401	PCLMX 414 F 2HFC4	4	14W	LFL	2	5400
LPM1300501	PCLMX 424 F 2HFC4	4	24W	LFL	2	5600



Modernia



PRODUCT CODE	CAT. REF.	NO. OF LAMPS	WATTAGE	LAMP TYPE	CASE LOT	LIST PRICE
ENERGY SAVING T5 MIRROR OPTICS WITH 3D LAMELLAE LOUVERS						
LPM1300601	PCLMX 01 414 F HFP4	4	14W	LFL	2	5500
LPM1300701	PCLMX 01 414 F 2HFC4	4	14W	LFL	2	5400
LPM1300801	PCLMX 01 424 F HFP4	4	24W	LFL	2	5500
LPM1300901	PCLMX 01 424 F 2HFC4	4	24W	LFL	2	5400



RECESS MOUNTING P5 OPTICS LUMINAIRE						
LPM1400101	PCP5 218 C 2HF	2	18W	CFL	4	2100
LPM1400201	PCP5 236 C HFC2	2	36W	CFL	2	4200
LPM1400301	PCP5 336 C 2HFC3	3	36W	CFL	2	4600



Modernia



PRODUCT CODE	CAT. REF.	NO. OF LAMPS	WATTAGE	LAMP TYPE	CASE LOT	LIST PRICE
SURFACE MOUNTING P5 OPTICS LUMINAIRE						
LPM1400401	PCSP5 218 C 2HF	2	18W	CFL	2	2200
LPM1400501	PCSP5 236 C HFC2	2	36W	CFL	2	4200
LPM1400601	PCSP5 336 C 2HFC3	3	36W	CFL	2	4800



RECESS MOUNTING DIRECT / INDIRECT LUMINAIRE WITH SIDE COLORED WINGS AVAILABLE IN AMBER, ORANGE, BLUE & GREEN						
LPM1500101	PCWG 236 C A HFC2	2	36W	CFL	2	4750
LPM1500201	PCWG 236 C O HFC2	2	36W	CFL	2	4750
LPM1500301	PCWG 236 C B HFC2	2	36W	CFL	2	4750
LPM1500401	PCWG 236 C G HFC2	2	36W	CFL	2	4750





Modernia



PRODUCT CODE	CAT. REF.	NO. OF LAMPS	WATTAGE	LAMP TYPE	CASE LOT	LIST PRICE
--------------	-----------	--------------	---------	-----------	----------	------------



SUSPENSION / PENDANT MOUNTING VOLUMETRIC OPTICS LUMINAIRE						
LPM1600101	PCSVR 118 C HF	1	18W	CFL	2	5500

SURFACE MOUNTING CFL DOWN LIGHTER						
LPM1700101	PCSD 100 V	1	100W	GLS	8	1075
LPM1700201	PCSD 110/113 V C HF	1	10/13W	CFL	8	1200
LPM1700301	PCSD 118 V C HF	1	18W	CFL	8	1200



LOW DEPTH RECESS MOUNTING CFL DOWN LIGHTER						
LPM1800101	PCRD 118 C LD HF	1	18W	CFL	8	950
LPM1800201	PCRD 218 C LD 2HF	2	18W	CFL	8	1250





PRODUCT CODE	CAT. REF.	NO. OF LAMPS	WATTAGE	LAMP TYPE	CASE LOT	LIST PRICE
SURFACE MOUNTING CFL DOWN LIGHTER						
LPM1700401	PCSD 110/113 H C HF	1	10/13W	CFL	8	1450
LPM1700501	PCSD 118 H C HF	1	18W	CFL	8	1450
LPM1700601	PCSD 210/213 H C HF	2	10/13W	CFL	8	1900
LPM1700701	PCSD 218 H C HF	2	18W	CFL	8	1900



RECESS MOUNTING MATT FINISHED CFL DOWN LIGHTER						
LPM1800301	PCRD 118 H C M HF	1	18W	CFL	8	1050
LPM1800401	PCRD 218 H C M 2HF	2	18W	CFL	8	1300



RECESS MOUNTING MATT FINISHED CFL DOWN LIGHTER WITH FROSTED GLASS						
LPM1800501	PCRD 118 H C M FFG HF	1	18W	CFL	8	1500
LPM1800601	PCRD 218 H C M FFG 2HF	2	18W	CFL	8	1650





Modernia



PRODUCT CODE	CAT. REF.	NO. OF LAMPS	WATTAGE	LAMP TYPE	CASE LOT	LIST PRICE
LOW GLARE RECESS MOUNTING CFL DOWN LIGHTER						
LPM1800701	PCRD 118 C LG HF	1	18W	CFL	8	1275
LPM1800801	PCRD 218 C LG 2HF	2	18W	CFL	8	1550



TURBO LOUVER RECESS MOUNTING CFL DOWN LIGHTER						
LPM1800901	PCRD 118 C TUR HF	1	18W	CFL	8	1650
LPM1801001	PCRD 218 C TUR 2HF	2	18W	CFL	8	2000



NON INTEGRAL DOUBLE ENDED MH LAMP RECESS MOUNTING DOWN LIGHTER						
LPM1801101	PCRD 70 MH DE	1	70W	MHDE	8	1450





Industria

Maximum safety. Optimum productivity.



PRODUCT CODE	CAT. REF.	NO. OF LAMPS	WATTAGE	LAMP TYPE	CASE LOT	LIST PRICE
SURFACE MOUNTING CAST ALUMINIUM BULKHEAD LUMINAIRE						
LPI1000101	PCDB 100 BC	1	100W	GLS	20	490
LPI1000201	PCDB 100 ES	1	100W	GLS	20	520
LPI1000301	PCDB 10 RF	1	10W	CFL	20	800



ENERGY SAVING SURFACE / PENDANT MOUNTING T5 BATTEN LUMINAIRE						
LPI1100101	PCIB 128 F HFC	1	28W	LFL	12	1100
LPI1100201	PCIB 228 F HFC2	2	28W	LFL	12	1600



POWDER COATED REFLECTOR FOR T5 BATTEN						
LPI2000101	PCRP 128	1	28W	LFL	12	450
LPI2000201	PCRP 228	2	28W	LFL	12	500



PRODUCT CODE	CAT. REF.	NO. OF LAMPS	WATTAGE	LAMP TYPE	CASE LOT	LIST PRICE
ALUMINIUM REFLECTOR FOR T5 BATTEN						
LPI2000301	PCRA 128	1	28W	LFL	12	650
LPI2000401	PCRA 228	2	28W	LFL	12	700
SURFACE PENDANT MOUNTING T8 / T12 BATTEN LUMINAIRE						
LPI1100301	PCIB 136/140 F HFC	1	36/40W	LFL	12	1050
LPI1100401	PCIB 236/240 F HFC2	2	36/40W	LFL	12	1600
CORROSION RESISTANT POLYCARBONATE BODY SURFACE MOUNTING CFL LUMINAIRE						
LPI1200101	PCPC 19 C HF	1	9W	CFL	12	1125
LPI1200201	PCPC 111 C HF	1	11W	CFL	12	1500
LPI1200301	PCPC 118 C HF	1	18W	CFL	12	1500



PRODUCT CODE	CAT. REF.	NO. OF LAMPS	WATTAGE	LAMP TYPE	CASE LOT	LIST PRICE
CORROSION RESISTANT POLYCARBONATE BODY SURFACE MOUNTING T8/T12 LUMINAIRE						
LPI1300101	PCPC 118/120 F HFC	1	18/20W	LFL	12	2200
LPI1300201	PCPC 136/140 F HFC	1	36/40W	LFL	8	3300
LPI1300301	PCPC 218/220 F HFC2	2	18/20W	LFL	12	2850
LPI1300401	PCPC 236/240 F HFC2	2	36/40W	LFL	4	4200

CORROSION RESISTANT POLYCARBONATE BODY SURFACE MOUNTING T5 LUMINAIRE						
LPI1300501	PCPC 114 F HFC	1	14W	LFL	12	2700
LPI1300601	PCPC 128 F HFC	1	28W	LFL	12	3000
LPI1300701	PCPC 228 F HFC2	2	28W	LFL	9	4000
LPI1300801	PCPC 154 F HFI	1	54W	LFL	12	4250
LPI1300901	PCPC 254 F HFI2	2	54W	LFL	9	5000



PRODUCT CODE	CAT. REF.	NO. OF LAMPS	WATTAGE	LAMP TYPE	CASE LOT	LIST PRICE
NON INTEGRAL WELL GLASS LUMINAIRE						
LPI1400101	PCWG 200 BC	1	200W	GLS	8	1000
LPI1400201	PCWG 200 ES	1	200W	GLS	8	1000
LPI1400301	PCWG 300	1	300W	GLS	4	1600



SIDE MOUNTING INTEGRAL WELL GLASS LUMINAIRE						
LPI1400501	PCSWG1 70SV/MH	1	70W	HPSV / MH	6	3350
LPI1400601	PCWGI 150SV/MH	1	150W	HPSV / MH	6	4700



INTEGRAL WELL GLASS LUMINAIRE						
LPI1400401	PCWGI 70 SV/MH	1	70W	HPSV / MH	6	2825





PRODUCT CODE	CAT. REF.	NO. OF LAMPS	WATTAGE	LAMP TYPE	CASE LOT	LIST PRICE
INTEGRAL HIGHBAY LUMINAIRE						
LPI1500101	PCHHB 150 SV/MH	1	150W	HPSV / MH	4	5200
LPI1500201	PCHHB 250 SV/MH	1	250W	HPSV / MH	4	6000
LPI1500301	PCHHB 400 SV/MH	1	400W	HPSV / MH	4	7250
LPI1500401	PCHHB 150 SV/MH E	1	150W	HPSV / MH	4	6400
LPI1500501	PCHHB 250 SV/MH E	1	250W	HPSV / MH	4	7200
LPI1500601	PCHHB 400 SV/MH E	1	450W	HPSV / MH	4	8300
LPI1500701	PCHHB 250 MMHE	1	250W	MMH	4	6200
LPI1500801	PCHHB 400 MMHE	1	400W	MMH	4	6400



Urbania

Lighting up your ways



PRODUCT CODE	CAT. REF.	NO. OF LAMPS	WATTAGE	LAMP TYPE	CASE LOT	LIST PRICE
RETROFIT CFL SINGLE PIECE SHEET ALUMINIUM LUMINAIRE						
LPU1000101	PCDSL 65 RF	1	65W	CFLi	4	1550
LPU1000201	PCDSL 85 RF	1	85W	CFLi	4	1600
ENERGY SAVING SINGLE PIECE SHEET ALUMINIUM T5 LUMINAIRE						
LPU1200101	PCDSL 114 F HFC	1	14W	LFL	10	2275
LPU1200201	PCDSL 124 F HFC	1	24W	LFL	10	2275
LPU1200301	PCDSL 214 F HFC2	2	14W	LFL	10	3050
LPU1200401	PCDSL 224 F HFC2	2	24W	LFL	10	3050
ENERGY SAVING SHEET ALUMINIUM T5/T8/T12 LUMINAIRE						
LPU1200501	PCFSL 128 F HFC	1	28W	LFL	10	1800
LPU1200601	PCFSL 136/40 F HFC	1	36/40W	LFL	10	1800
SINGLE PIECE SHEET ALUMINIUM T8/T12 LUMINAIRE						
LPU1200701	PCDSL 136/40 F	1	36/40W	LFL	10	2100
LPU1200801	PCDSL 136/40 F HFC	1	36/40W	LFL	10	2325



PRODUCT CODE	CAT. REF.	NO. OF LAMPS	WATTAGE	LAMP TYPE	CASE LOT	LIST PRICE
ENERGY SAVING SINGLE PIECE SHEET ALUMINIUM T5/CFL LUMINAIRE						
LPU1200901	PCDSL 414 F 2HFC4	4	14W	LFL	1	6800
LPU1100201	PCDSL 336 C 2HFC3	3	36W	CFL	1	6500

SINGLE PIECE SHEET ALUMINIUM CFL LUMINAIRE						
LPU1100101	PCDSL 136 C HFC	1	36W	CFL	8	1875

SINGLE PIECE SHEET ALUMINIUM CFL LUMINAIRE						
LPU1100301	PCDSL 218 C	2	18W	CFL	8	1600
LPU1100401	PCDSL 236 C HFC2	2	36W	CFL	4	2750
LPU1000301	PCDSPS 85RF FGBC	1	85W	CFLi	2	2400



PRODUCT CODE	CAT. REF.	NO. OF LAMPS	WATTAGE	LAMP TYPE	CASE LOT	LIST PRICE
CAST ALUMINIUM FULL GLASS IP66 HID LUMINAIRE						
LPU1300101	PCCSPO 70 SV/MH T FG	2	70W	HPSV/MH-T	1	4250
LPU1300201	PCCSPO 150 SV/MH T FG	2	150W	HPSV/MH-T	1	5900
LPU1300301	PCCSPO 250 SV/MH T FG	2	250W	HPSV/MH-T	1	7600



CAST ALUMINIUM WITH FULL FRAME IP65 LAMP COMPARTMENT WITH CURVED GLASS						
LPU1500101	PCCSCB 70 SV/MH	1	70W	HPSV/MH-T	1	6000
LPU1500201	PCCSCB 150 SV/MH	1	150W	HPSV/MH-T	1	8750
LPU1500301	PCCSCB 250 SV/MH	1	250W	HPSV/MH-T	1	10750
LPU1500401	PCCSCB 400 SV/MH	1	400W	HPSV/MH-T	1	14450



Urbania

PRODUCT CODE	CAT. REF.	NO. OF LAMPS	WATTAGE	LAMP TYPE	CASE LOT	LIST PRICE
--------------	-----------	--------------	---------	-----------	----------	------------

HIGH WO CAST ALUMINIUM WITH FULL FRAME IP66 LAMP COMPARTMENT WITH CURVED GLASS

LPU1500501	PCCSHW 150 SV/MH	1	150W	HPSV/MH-T	1	10000
LPU1500601	PCCSHW 250 SV/MH	1	250W	HPSV/MH-T	1	14000
LPU1500701	PCCSHW 400 SV/MH	1	400W	HPSV/MH-T	1	15500

LUMI LITE - CAST ALUMINIUM WITH FULL FRAME IP66 LAMP COMPARTMENT WITH CURVED GLASS

LPU1500801	PCCSLL 150 SV	1	150W	HPSV	1	On Request
------------	---------------	---	------	------	---	------------

LUMI GLOW - CAST ALUMINIUM WITH FULL FRAME IP66 LAMP COMPARTMENT WITH CURVED GLASS

LPU1500901	PCCSLG 250 SV	1	250W	HPSV	1	On Request
------------	---------------	---	------	------	---	------------

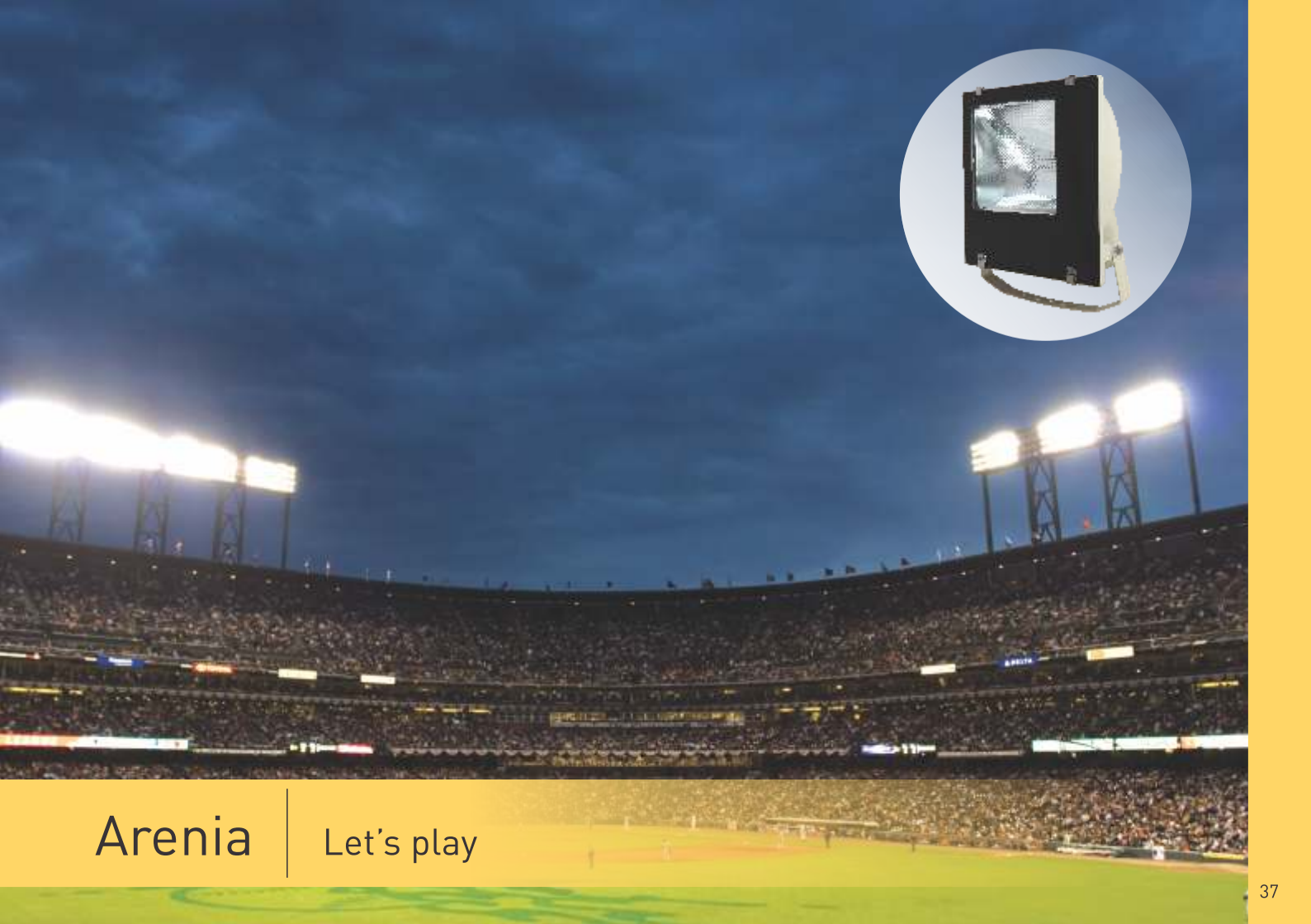
Urbania



PRODUCT CODE	CAT. REF.	NO. OF LAMPS	WATTAGE	LAMP TYPE	CASE LOT	LIST PRICE
LUMI ROUTE - CAST ALUMINIUM WITH FULL FRAME IP66 LAMP COMPARTMENT WITH CURVED GLASS						
LPU1501001	PCCSLR 400 SV/MH	1	400W	HPSV/MH-T	1	13500



ORFELIA - CAST ALUMINIUM WITH FULL FRAME IP66 LAMP COMPARTMENT WITH CURVED GLASS						
LPU1501101	PCCSO 250 SV/MH	1	250W	HPSV/MH-T	1	14500



Arenia

Let's play

Arenia



PRODUCT CODE	CAT. REF.	NO. OF LAMPS	WATTAGE	LAMP TYPE	CASE LOT	LIST PRICE
HALOGEN FLOODLIGHT						
LPA1000101	PCNFH 500	1	500W	HALOGEN	20	800
LPA1000201	PCNFH 1000	1	1000W	HALOGEN	10	1500



SYMMETRICAL BEAM NON-INTEGRAL IP65 FLOODLIGHT						
LPA1100101	PCNF 21 S	1	400W	HPSV/MH	1	5250

ASYMMETRICAL BEAM NON-INTEGRAL IP65 FLOODLIGHT						
LPA1200101	PCNF 14 AS	1	400W	HPSV/MH	1	4200



ASYMMETRICAL BEAM TWIN LAMP NON-INTEGRAL IP65 FLOODLIGHT						
LPA1300101	PCNF 1124 AS	2	400W	HPSV/MH	1	7000

Arenia



PRODUCT CODE	CAT. REF.	NO. OF LAMPS	WATTAGE	LAMP TYPE	CASE LOT	LIST PRICE
--------------	-----------	--------------	---------	-----------	----------	------------



ASYMMETRICAL BEAM INTEGRAL BILLBOARD IP65 FLOODLIGHT						
LPA1400101	PCFLR 70 SV/MH A	1	70W	HPSV/MH	1	4850



SYMMETRICAL BEAM INTEGRAL BILLBOARD IP65 FLOODLIGHT						
LPA1500101	PCFLB 150 SV/MH S	1	150W	HPSV/MH	1	7100
LPA1500201	PCFLB 250 SV/MH S	1	250W	HPSV/MH	1	8200
LPA1500301	PCFLB 400 SV/MH S	1	400W	HPSV/MH	1	9550



ASYMMETRICAL BEAM BILLBOARD IP65 FLOODLIGHT						
LPA1200201	PCFL 70 MHDE A	1	70W	MHDE	1	5050
LPA1200301	PCFL 150 MHDE A	1	150W	MHDE	1	5600

Arenia



PRODUCT CODE	CAT. REF.	NO. OF LAMPS	WATTAGE	LAMP TYPE	CASE LOT	LIST PRICE
SYMMETRICAL/ASYMMETRICAL BEAM INTEGRAL BILLBOARD IP65 FLOODLIGHT						
LPA1600101	PCFL 70 SV/MH A	1	70W	HPSV/MH	1	5050
LPA1600201	PCFL 70 SV/MH S	1	70W	HPSV/MH	1	5050
LPA1600301	PCFL 150 SV/MH A	1	150W	HPSV/MH	1	5600
LPA1600401	PCFL 150 SV/MH S	1	150W	HPSV/MH	1	5600



SYMMETRICAL/ASYMMETRICAL BEAM INTEGRAL BILLBOARD IP65 FLOODLIGHT						
LPA1600501	PCFL 250 SV/MH S	1	250W	HPSV/MH	1	8000
LPA1600601	PCFL 400 SV/MH S	1	400W	HPSV/MH	1	9200
LPA1600701	PCFL 250 MMH S	1	250W	MMH	1	7250
LPA1600801	PCFL 400 MMH S	1	400W	MMH	1	8100
LPA1600901	PCFL 250 SV/MH A	1	250W	HPSV/MH	1	8000
LPA1601001	PCFL 400 SV/MH A	1	400W	HPSV/MH	1	9200
LPA1601101	PCFL 250 MMH A	1	250W	MMH	1	7250
LPA1601201	PCFL 400 MMH A	1	400W	MMH	1	8100



Arenia



PRODUCT CODE	CAT. REF.	NO. OF LAMPS	WATTAGE	LAMP TYPE	CASE LOT	LIST PRICE
CAST ALUMINIUM HID LAMP CONTROL GEAR BOX						
LPA1800101	PCCG 80 MV CA	1	80W	HPMV	2	3300
LPA1800201	PCCG 125 MV CA	1	125W	HPMV	2	3325
LPA1800301	PCCG 70 SV/MH CA	1	70W	HPSV/MH	2	3325
LPA1800401	PCCG 150 SV/MH CA	1	150W	HPSV/MH	2	3900
LPA1800501	PCCG 250 SV/MH CA	1	250W	HPSV/MH	2	5025
LPA1800601	PCCG 400 SV/MH CA	1	400W	HPSV/MH	2	6400
CAST ALUMINIUM HID LAMP CONTROL GEAR BOX						
LPA1800701	PCCG 2 X 250 SV/MH CA	2	250W	HPSV/MH	2	9400
LPA1800801	PCCG 2 X 400 SV/MH CA	2	400W	HPSV/MH	2	12200
LPA1800901	PCCG 1000 SV/MH CA	1	1000W	HPSV/MH	2	13400
CONTROL PACK FOR SV/MH COMPLETE WITH BALLAST, IGNITOR & CAPACITOR						
LPA1900101	PCCP 70 MHDE	1	70W	HID	12	1550
LPA1900201	PCCP 150 MHDE	1	150W	HID	12	2480



Arenia



PRODUCT CODE	CAT. REF.	NO. OF LAMPS	WATTAGE	LAMP TYPE	CASE LOT	LIST PRICE
AVIATION OBSTRUCTION LIGHT						
LPA1700101	PCAL 100 BC	1	100W	GLS	4	2200
LPA1700201	PCAL 100 ES	1	100W	GLS	4	2200
LPA1700301	PCAL 2100 BC	2	100W	GLS	4	5100
LPA1700401	PCAL 2100 ES	2	100W	GLS	4	5100





Gardenia

Feel refreshed in a new light



Gardenia



PRODUCT CODE	CAT. REF.	NO. OF LAMPS	WATTAGE	LAMP TYPE	CASE LOT	LIST PRICE
CFL BOLLARD						
LPG1000101	PCBLL 18 C	1	18W	CFL	1	14250
LPG1000201	PCBLP 18 C	1	18W	CFL	1	8750
POST TOP LUMINAIRE						
LPG1300101	PCPTU 18	1	18W	CFL	1	3500
LPG1400101	PCPTU 150 SV/MH	1	150W	HPSV/MH	1	On Request
LPG1400201	PCPTN 70 SV/MH	1	70W	HPSV/MH	1	On Request
LPG1400301	PCPTN 150 SV/MH	1	150W	HPSV/MH	2	On Request





Gardenia

PRODUCT CODE	CAT. REF.	NO. OF LAMPS	WATTAGE	LAMP TYPE	CASE LOT	LIST PRICE
POST TOP LUMINAIRE						
LPG1200101	PCPTB 18 C	1	18	CFLi	4	7500






INDIRECT POST TOP LUMINAIRE						
LPG1500101	PCPIC 70 1 MH	1	70W	MHDE	1	15000
LPG1500201	PCPIC 70 2 MH	1	70W	MHDE	1	15000





Gardenia



PRODUCT CODE	CAT. REF.	NO. OF LAMPS	WATTAGE	LAMP TYPE	CASE LOT	LIST PRICE
POST TOP LANTERN WITH OVAL SHAPE DIFFUSER						
 LPG1600101	PCPTR 70 SV/MH O	1	70W	HPSV/MH	1	5200
POST TOP LANTERN WITH DIAMOND SHAPE DIFFUSER						
 LPG1600201	PCPTR 70 SV/MH D	1	70W	HPSV/MH	1	5300
POST TOP LANTERN WITH SPHERICAL SHAPE DIFFUSER						
 LPG1600301	PCPTR 70 SV/MH S	1	70W	HPSV/MH	1	5300



Gardenia



PRODUCT CODE	CAT. REF.	NO. OF LAMPS	WATTAGE	LAMP TYPE	CASE LOT	LIST PRICE
WALKOVER HID LUMINAIRE						
LPG1700101	PCWO 70 MHDE S	1	70W	MHDE	1	8820
LPG1700201	PCWO 70 MHDE AS	1	70W	MHDE	1	8820




SURFACE MOUNTING P5 OPTICS LUMINAIRE						
LPG1800101	PCPLG 118 C	1	18W	CFL	1	2070



Moderna



Domestico



Urbania




Industria



Gardenia



Arenia



Accessories

The perfect complement



Accessories



PRODUCT CODE	CAT. REF.	NO. OF LAMPS	WATTAGE	LAMP TYPE	CASE LOT	LIST PRICE
OPEN CONSTRUCTION BALLAST FOR HID LAMP						
LPC1200101	PCBM 80 MV	1	80W	HPMV	12	1100
LPC1200201	PCBM 125 MV	1	125W	HPMV	12	1100
LPC1200301	PCBM 250 MV	1	250W	HPMV	12	1700
LPC1200401	PCBM 400 MV	1	400W	HPMV	6	2500
LPC1200501	PCBM 70 SV/MH	1	70W	HPSV/MH	12	1100
LPC1200601	PCBM 150 SV/MH	1	150W	HPSV/MH	12	1700
LPC1200701	PCBM 250 SV/MH	1	250W	HPSV/MH	6	2500
LPC1200801	PCBM 400 SV/MH	1	400W	HPSV/MH	4	3750
LPC1200901	PCBM 250 MMH	1	250W	MMH	6	1800
LPC1201001	PCBM 400 MMH	1	400W	MMH	6	2600



DESTELLO PL ELECTRONIC CONTROL GEAR						
LPC1400101	PCBE 109/10/11/13	1	9/10/11/13W	CFL	50	*150
LPC1400201	PCBE 118 C	1	18W	CFL	50	*150

*MRP Only

Accessories

PRODUCT CODE	CAT. REF.	NO. OF LAMPS	WATTAGE	LAMP TYPE	CASE LOT	LIST PRICE
--------------	-----------	--------------	---------	-----------	----------	------------

DESTELLO LFL ELECTRONIC CONTROL GEAR						
LPC1300101	PCBE 36/40 F	1	36/40W	LFL	50	*200
LPC1300201	PCBE 28 F	1	28W	LFL	50	*250

*MRP Only

DESTELLO COMMERCIAL LFL SPECIAL ELECTRONIC CONTROL GEAR						
LPC1500101	PCBE 118/120 F HFC	1	18/20W	LFL	24	550
LPC1500201	PCBE 136/140 F HFC	1	36/40W	LFL	24	550
LPC1500301	PCBE 236/240 F HFC	2	36/40W	LFL	24	800
LPC1500401	PCBE 128 F HFC	1	28W	LFL	24	550
LPC1500501	PCBE 228 F HFC	2	28W	LFL	24	800
LPC1500601	PCBE 224 F HFC	2	24	LFL	24	800

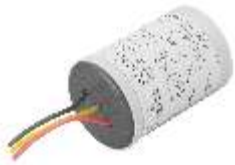
DESTELLO PERFORMER LFL SPECIAL ELECTRONIC CONTROL GEAR						
LPC1500701	PCBE 414 F HFP	4	14W	LFL	24	1350



Accessories



PRODUCT CODE	CAT. REF.	NO. OF LAMPS	WATTAGE	LAMP TYPE	CASE LOT	LIST PRICE
IGNITORS						
LPC1600101	PCFSU	1	20-65W	LFL	500	10*
LPC1700101	PCIGN -I	1	70-400W	HID	50	220
LPC1700201	PCIGN -NI	1	70-400W	HID	50	220
LPC1700301	PCIGN -SI	1	70-400W	HID	50	460
LPC1700401	PCIGN -1K	1	1000W	HID	50	300



*MRP Only

CAPACITORS FOR POWER FACTOR IMPROVEMENT			Rating			
LPC1800101	PCAP 4 MFD	1	4 MFD	CAP	50	90
LPC1800201	PCAP 8 MFD	1	8 MFD	CAP	50	125
LPC1800301	PCAP 10 MFD	1	10 MFD	CAP	50	160
LPC1800401	PCAP 12 MFD	1	12 MFD	CAP	50	180
LPC1800501	PCAP 15 MFD	1	15 MFD	CAP	50	200
LPC1800601	PCAP 20 MFD	1	20 MFD	CAP	50	270
LPC1800701	PCAP 33 MFD	1	33 MFD	CAP	50	425
LPC1800801	PCAP 42 MFD	1	42 MFD	CAP	50	475





Lamps

Enlightening your lives

Lamps



PRODUCT CODE	CAT. REF.	WATTAGE	CASE LOT	MRP
HALOGEN LAMPS				
LPL1000101	HALOGEN 500	500W	50	79
LPL1000201	HALOGEN 1000	1000W	50	89
HIGH PRESSURE SODIUM VAPOUR ELLIPTICAL LAMPS				
LPL1100101	HPSV 70 E	70W	24	375
LPL1100201	HPSV 150 E	150W	9	500
LPL1100301	HPSV 250 E	250W	9	540
LPL1100401	HPSV 400 E	400W	9	650
HIGH PRESSURE SODIUM VAPOUR TUBULAR LAMPS				
LPL1100501	HPSV 70 T	70W	20	435
LPL1100601	HPSV 150 T	150W	10	535
LPL1100701	HPSV 250 T	250W	10	580
LPL1100801	HPSV 400 T	400W	10	675



Lamps

PRODUCT CODE	CAT. REF.	WATTAGE	CASE LOT	MRP
METAL HALIDE DE LAMPS				
LPL1300101	MH 70 DE	70W	25	550
LPL1300201	MH 150 DE	150W	25	600
METAL HALIDE ELLIPTICAL LAMPS				
LPL1200101	MH 70 E	70W	25	825
LPL1200201	MH 150 E	150W	12	900
LPL1200301	MH 150 E E27	150W	25	840
LPL1200401	MH 250 E	250W	12	1100
LPL1200501	MH 400 E	400W	9	1250
METAL HALIDE TUBULAR LAMPS				
LPL1200601	MH 70 T	70W	30	875
LPL1200701	MH 150 T	150W	12	900
LPL1200801	MH 250 T	250W	12	950
LPL1200901	MH 400 BT	400W	12	1100



TERMS & CONDITIONS

- The prices are inclusive of excise duty, wherever applicable, at the prevalent rates but exclusive of taxes, octroi and other local levies, if any.
- Maximum Retail Price (MRP) wherever mentioned is inclusive of excise duty and sales tax as per the prevailing rates.
- All prices of luminaries are without lamps / tubes, unless specified.
- Please contact authorized Polycab representative for prices marked as “On Request”.
- Prices are subject to change without notice as per company’s discretion.
- Polycab reserves the right to make changes in the design and data without any prior notice.
- Disputes if any, will be subject to Mumbai jurisdiction only.
- All Prices indicated are Unit Prices and in INR (Rupees).

Ingress Protection Classification

Degree of protection indicated by the second characteristic numeral (Dust Protection)

Description	Short Definition
0 Non-protected	No special protection
1 Protected against solid objects greater than 50 mm	A large surface of the body, such as hand (but no protection against deliberate access) . Solid objects exceeding 50 mm diameter.
2 Protected against solid objects greater than 12 mm	Finger or similar objects not exceeding 80 mm in length. Solid objects exceeding 12 mm in diameter
3 Protected against solid objects greater than 2.5 mm	Tools, wires etc of diameters or thickness greater than 2.5 mm. Solid objects exceeding 2.5 mm in diameter
4 Protected against solid objects greater than 1.0 mm	Wires or strips of thickness greater than 1.0 mm. Solid objects exceeding 1.0 mm in diameter
5 Dust protected	Ingress of dust is not totally prevented. But dust does not enter in sufficient Quantity to interfere with satisfactory operation of the equipment
6 Dust Tight	No ingress of dust

Ingress Protection Classification

Degree of protection indicated by the first characteristic numeral (Moisture Protection)

Description	Short Definition
0 Non-Protected	No special protection
1 Protected against dripping water	Dripping water (vertically falling drops) shall have no harmful effect
2 Protected against dripping water when tilted up to 15°	Vertically falling drops shall have no harmful effect when the object is tilted to any angle up to 15° from its normal position
3 Protected against splashing water	Water falling as a spray at angle up to 60° from the vertical shall have no harmful effect
4 Protected against splashing water	Water splashed against the enclosure from any direction shall have no harmful effect
5 Protected against water jets	Water protected by a nozzle against the enclosure from any direction shall have no harmful effect
6 Protected against heavy seas	Water from heavy seas or water projected in heavy jets shall not enter the enclosure in harmful quantities
7 Protected against the effect of immersion	Ingress of water in harmful quantity shall not be possible when the enclosure is immersed in water under defined conditions of pressure and time
8 Protected against submersion	The equipment is suitable for continuous submersion in water under conditions which shall be specified by the manufacturer

Note: Normally this will mean that the equipment is hermetically sealed. However with certain types of equipment it can mean that water can enter but only in such a manner that it produces no harmful effects.

Regional Offices

Ahmedabad

406/A, Zodiac Square, Opp. Gurudwara, Thaltej Cross Road, SG Highway,
Ahmedabad - 380 054. Tel.: 9727737227

Bengaluru

B-78, No.18, 4th Main Road, KSSIDC Industrial Estate, 6th Block, Rajajinagar,
Bengaluru - 560 010. Tel.: 080-23156747 / 23156748

Bhubaneshwar

A2, Saheed Nagar, Near Aangan Restaurant, Bhubaneshwar - 751 007

Chennai

New No. 8/6, Old No. 5, Josmans Building, 4th Floor, Mc Nichols Road, Chetpet,
Chennai - 600 031.

Dehradun

109, Tagore Villa, Chakarata Road, Near P.N.B., Dehradun-248 001.
Tel.: 0135-3243076

Guwahati

2nd Floor, Ambika Complex, Beltola Tiniali, Guwahati - 28.

Indore

321, Milinda Manor, 3rd Floor, R.N.T. Marg, Opp. Central Mall, Indore.
Tel.: 0731-4033357

Jaipur

F-85, Kartarpura Industrial Area, Near 22 Godam, Jaipur - 302 010.
Mob.: 9660199385

Kochi

41/147, 4th Floor, Vee Vee Tower, NH Bye Pass North End, Edappally P O,
Kochi - 682 024. Tel.: 0484-2803285

Kolkata

18, Rabindra Sarani, Poddar Court, Gate No. 3, 5th Floor, Kolkata - 700 001.
Tel.: 033-32929602-3

Lucknow

C-9, Phase 1, Transport Nagar, Kanpur Road, Lucknow - 226 012.
Tel.: 0522-4009777

Noida

Ground Floor, C-106, Sector 2, Noida - 201 301.
Tel.: 0120-4848550

Patna

D - 302, 3rd Floor, Dumraon Palace, Fraser Road, Dak Bunglow Crossing,
Patna - 800 001.

Pune

Off No. 36, Sangam Project Phase-2, Near RTO Pune, Near Sangam Bridge,
Pune.
Tel.: 020-26058277 / 30209678

Raipur

88-2, 2nd Floor, Mobin Mansion, Behind District Court, Opp. Khalsa School,
Pandri Road, Raipur. Tel.: 0771-2582925

Ranchi

4-A, 4th Floor, Poornima Tower, Lake Road, Vishnu Talkies Lane,
Ranchi - 834 001.

Secunderabad

401/A, 4th Floor, Suryakiran Complex, S.D. Road, Secunderabad - 500 003.
Tel.: 040-66326228

REGISTERED ADDRESS:

POLYCAB ELECTRICAL INDUSTRIES PVT. LTD.

Polycab House, 1st Floor, 771, Mogul Lane, Mahim (W), Mumbai - 400 016,
Maharashtra.

Tel.: 022-24327070 - 74 / 67351400 | Customer Care Number: 1800 267 0008

| Fax: 022-24327075 | Email: lightingenquiries@polycab.com



Polycab Electrical Industries Pvt. Ltd.

Regs. & Head office: Polycab House, 771, Mogul Lane, Mahim (W), Mumbai 400 016.

Customer Care No.: 1800 - 267 - 0008 | lightingenquiries@polycab.com | www.polycab.com

Follow us on:

www.facebook.com/PolycabInd twitter.com/PolycabIndia www.linkedin.com/company/Polycab

www.polycab.com

Effective From 01.09.2013