

## Anchor Penta, An integral part of every Family.

India's largest selling switches  
Tested products for over 50 years  
Every switch tested as per BIS  
Choice of Urea and Polycarbonate  
switches and accessories



**ISO**  
**9001:2008**  
CERTIFIED COMPANY

Switches With  
  
Indian Standards

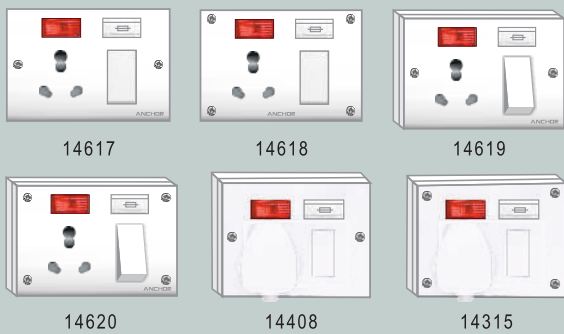


- SWITCHES WITH SPARK SHIELD
- CONCEALED TERMINALS
- SILVER CADMIUM CONTACTS
- IP 20 PROTECTION
- CAPTIVE SCREW

WHITE



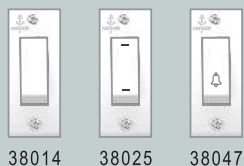
CODE	DESCRIPTION	MRP	PKD
<b>WHITE</b>			
PENTA Deluxe, 240V~ 50Hz			
14111	6A, 1 way switch	20/-	30
14112	6A, 2 way switch	27/-	30
14113	6A, Bell Push switch	27/-	30
<b>WHITE</b>			
PENTA Cherry, 240V~ 50Hz			
14121	6A, 1 way switch	21/-	30
14122	6A, 2 way switch	28/-	30
14123	6A, Bell Push switch	28/-	30
<b>WHITE</b>			
Sockets, 240V~ 50Hz			
14301	6A, 2 Pin Socket	25/-	20
14302	6A, 3 Pin socket	33/-	10
14303	6A, Multi socket for 2 & 3 Pin	35/-	10
14304	6A, 2-in-1 Socket	33/-	20
14305	6A&13A Combi Soc. (for all kind of pins)	51/-	10
<b>WHITE</b>			
Kit Kat Fuse Flush, 240V~ 50Hz			
14609	10A&16A, Kit Kat Fuse Flush	40/-	10
<b>WHITE</b>			
Telephone Jack / Neon Lamp Indicator / Computer Jack			
14601	Neon Indicator 240V~50Hz	34/-	20
14602	Mini Tel. Jack with Shutter	58/-	20
14603	Tel. Jack Double W/O shutter	75/-	10
<b>WHITE</b>			
TV Antenna Outlet			
14606	T.V. Outlet Mini	35/-	20
14607	T.V. Outlet Deluxe	39/-	10
<b>WHITE</b>			
Fan Regulator, 240V~ 50Hz			
14501	100W, Mini Fan Regulator Rotary Step	232/-	10
14502	100W, Deluxe Fan Regulator Rotary Step	261/-	10
<b>WHITE</b>			
Dimmer Controller, 240V~ 50Hz			
14503	450W, Mini Dimmer	192/-	10
14504	450W, Deluxe Dimmer	205/-	10
<b>WHITE</b>			
Power Switches (2 Fixing Holes), 240V~ 50Hz			
14401	20A, 1 way switch	81/-	10
14402	20A, 2 way switch	97/-	10
14404	32A, D.P Switch W/o Fuse with Neon	142/-	10
<b>WHITE</b>			
Power Sockets (2 Fixing Holes), 240V~ 50Hz			
14307	20A & 10A, UNI. Socket	84/-	10
<b>WHITE</b>			
Motor Starter, 240V~ 50Hz			
52660	25A, Motor Starter S.P	413/-	5
<b>WHITE</b>			
Uni Switch Socket Combined Units, 240V~ 50Hz			
14614	20A&10A, Combined Unit with 2 Fixing Holes	135/-	10
14615	20A&10A, Combined Unit with 4 Fixing Holes	145/-	10
14616	20A&10A, Combined Unit box with 2 Fixing Holes	168/-	6



CODE	DESCRIPTION	MRP	PKD
WHITE	Capton 5-in-1 Combined Unit (Switch Socket Fuse & indicator), 240V~ 50Hz		
14617	20A/10A, Capton 5-In-1, 2 Fixing Holes	185/-	6
14618*	20A/10A, Capton 5-In-1, 4 Fixing Holes	193/-	6
14619	20A/10A, Capton 5-In-1 With Box, 2 Fixing Holes	203/-	6
14620	20A/10A, Capton 5-In-1 With Box, 4 Fixing Holes	203/-	6
	*Not Suitable For Penta Urea Box		
WHITE	5-in-1 Combined Unit with Plug, 240V~ 50Hz		
14408	20A/10A Capton 5-in-1 with box & 16A Plug, 2 Fixing Holes	261/-	6
14315	20A/10A Capton 5-in-1 with box & 16A Plug, 4 Fixing Holes	261/-	6

# PENTA<sup>®</sup> Urea Range

WHITE IVORY DARK BROWN (DB)




38014 38025 38047



38069 38070 38091



38193 38207 38218



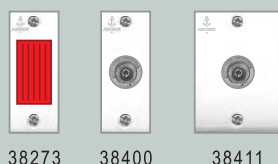
38331 38342 38364 38320



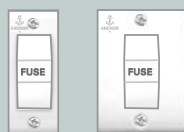
38375 38353 38717



38444 38455



38273 38400 38411



38295 38309




4056 38820 38841

CODE	CODE	CODE	DESCRIPTION	MRP	PKD
WHITE	IVORY	DARK BROWN	Penta Deluxe, 240V~ 50Hz		
38014	50010	38014DB	6A, 1 way switch	19/-	20
38025	50020	38025DB	6A, 2 way switch	26/-	20
38047	50042	38047DB	6A, Bell Push switch	26/-	20
WHITE	IVORY		Penta Piano, 240V~ 50Hz		
38069	50053	-----	6A, 1 way switch	19/-	20
38070	50064	-----	6A, 2 way switch	26/-	20
38091	50075	-----	6A, Bell Push switch	26/-	20
WHITE	IVORY	DARK BROWN	Penta Cherry, 240V~ 50Hz		
38193	50144	38193DB	6A, 1 way switch	20/-	20
38207	50155	38207DB	6A, 2 way switch	27/-	20
38218	50166	38218DB	6A, Bell Push switch	27/-	20
WHITE	IVORY	DARK BROWN	Penta Sockets, 240V~ 50Hz		
38331	50235	38331DB	6A, 2 Pin Socket	24/-	20
38342	50246	-----	6A, 3 Pin Socket	31/-	10
38364	50279	38364DB	6A, 2-in-1 Socket	31/-	20
38320	50938	38320DB	6A 2-in-1 Socket (IP 20)	33/-	20
38375	50280	38375DB	6A, Multi Socket for 2 & 3 Pin	33/-	10
38353	50268	-----	6A, 3-in-1 Socket (2Pin+3Pin Socket)	31/-	10
38717	50290	-----	6A & 10/13A, Combi Socket (For all kind of pins)	47/-	10
WHITE	IVORY	DARK BROWN	Telephone Jack		
38444	50326	38444DB	Mini Tel. Jack	55/-	20
38455	50337	-----	Deluxe Tel. Jack with shutter	63/-	10
WHITE	IVORY	DARK BROWN	Neon Light / TV Antenna Outlet		
38273	50359	38273DB	Neon Night Lamp, 240V~50Hz	28/-	20
38400	50370	38400DB	Mini T.V. Outlet	33/-	20
38411	50381	-----	Deluxe T.V. Outlet	37/-	10
WHITE	IVORY	DARK BROWN	Kit Kat Fuse Flush, 240V~50Hz		
38295	50392	38295DB	10A, Mini Kit Kat Fuse	38/-	10
38309	50406	38309DB	16A, Deluxe Kit Kat Fuse	43/-	10
WHITE	IVORY	DARK BROWN	Deluxe / S.S. Combined, 240V~50Hz		
4056	50483	-----	6A, 3 Pin S.S. Comb. Deluxe	67/-	10
38820	50494	38820DB	6A, 2-in-1 S.S. Comb. Deluxe	67/-	10
38841	50508	-----	6A, 2-in-1 S.S. Comb. With Box	85/-	5

● Code Marked in Red Indicate New Product



39469



39480



38477



38488



4410



38397



38524



38499



38535



4216



38808



39447



38794



38783



38819



39550



38580



38590



38615



38579



39924



38284



38660



38648



38659

**XL<sup>®</sup>**

33001



33004



33007



33025



33022



33067



33070



33052



33055

CODE	DESCRIPTION	MRP	PKD		
WHITE	IVORY	DARK BROWN	Penta Deluxe Series, 240V~50Hz		
39469	50825		20A, 1 way switch	77/-	10
39480	50847		20A & 10A, Uni. Socket	77/-	10

WHITE	IVORY	DARK BROWN	Capton Series, 240V~50Hz	MRP	PKD
38477	4147	38477DB	20A, 1 way switch	81/-	10
38488	4169	38488DB	20A, 2 way switch	92/-	10
4410	50585	-----	20A, Old Capton 1 way switch	81/-	10
38397	4170	-----	16A, 3 Pin Socket	77/-	10
38524	4191	38524DB	20A & 10A, Uni Socket	81/-	10
38499	4158	-----	20A, 1 Way Switch with Box	95/-	10
38535	4475	-----	20A, Uni Socket with Box	95/-	10

WHITE	IVORY	DARK BROWN	Capton 20 & 10A S.S Comb. With Shutter, 240V~50Hz	MRP	PKD
4216	50643	-----	16A, 3 Pin S.S.Comb.	129/-	10
38808	50665	38808DB	Uni. S.S.Comb.(4 fixing holes)	136/-	10
39447	50869	-----	Uni. S.S.Comb.(2 fixing holes)	127/-	10
38794	4282	-----	Uni. S.S.Neon Combined(4 fixing holes)	141/-	10
38783	4238	-----	Old Capton S.S. Combined (4 fixing holes)	134/-	10
38819	4249	-----	S.S.Combined JB Box(2 fixingholes)	159/-	6

WHITE	IVORY	DARK BROWN	5-in-1 Combined Unit, 240V~50Hz	MRP	PKD
39550	51250	-----	20A & 10A, Euro Capton 5-in-1 (2 fixing holes)	175/-	6
38580	4920	38580DB	20A & 10A, Euro Capton 5-in-1(4fixingholes)	183/-	6
38590	4522	-----	20A & 10A, NEO Capton 5-in-1 (4fixing holes)	177/-	6
38615	4624	-----	20A & 10A, Capton 5-in-1 with Box(2fixingholes)	192/-	6
38579	51103	-----	20A & 10A, Capton 5-in-1 with box(4fixingholes)	192/-	6
39924	51351	-----	20A & 10A, Capton 5-in-1 with box & 16A ISI plug(4Fixing holes)	252/-	6

WHITE	IVORY	DARK BROWN	Fan Regulator, 240V~ 50Hz	MRP	PKD
38284	50790	38284DB	100W, Mini Fan Regulator	221/-	10
38660	50440	38660DB	100W, Deluxe Fan Regulator	249/-	10

WHITE	IVORY	DARK BROWN	Dimmer Controller, 240V~50Hz	MRP	PKD
38648	50428	38648DB	450W, Mini SW. Type	182/-	10
38659	50439	38659DB	450W, Deluxe Soc. Type	194/-	10



■ WHITE ■ BLACK

WHITE	BLACK	Switches, 240V~ 50Hz	MRP	PKD
33001	33001BK	6A, 1 Way Switch	22/-	20
33004	33004BK	6A, 2 Way Switch	26/-	20
33007	33007BK	6A, Bell Push Switch	26/-	20

WHITE	BLACK	2 Pin Socket, 240V~ 50Hz	MRP	PKD
33025	33025BK	6A, 2 Pin Round Socket	30/-	20


WHITE	BLACK	2-in-1 Socket, 240V~ 50Hz	MRP	PKD
33022	33022BK	6A, 2-in-1 Socket	36/-	10

WHITE	BLACK	Fan Regulator 240V~ 50Hz	MRP	PKD
33067	33067BK	100W, Fan Regulator Mini	215/-	10
33070	33070BK	100W, Fan Regulator Deluxe	267/-	10

WHITE	BLACK	Dimmer / Controller, 240V~50Hz	MRP	PKD
33052	33052BK	450W, Mini Dimmer	169/-	10
33055	33055BK	450W, Deluxe Dimmer	202/-	10




33040 33085 33088



33100 33103



33118 33121 33127 33124



33142 33145



33148

WHITE	BLACK	T.V. Outlet		
-------	-------	-------------	--	--

33040	33040BK	T.V. Outlet Mini	40/-	20
-------	---------	------------------	------	----

WHITE	BLACK	Tel. Outlet with Connector / Jack		
-------	-------	-----------------------------------	--	--

33085	33085BK	Tel. Jack Mini with Shutter	58/-	20
33088	33088BK	Tel. Jack Deluxe with Shutter 2 Line	77/-	10

WHITE	BLACK	Kit Kat Fuse Flush / Neon Indicator, 240V~ 50Hz		
-------	-------	---	--	--

33100	33100BK	16A/ 10A, Kit Kat Fuse	40/-	20
33103	33103BK	Neon Lamp (Indicator)	28/-	20

WHITE	BLACK	Power Switches & Sockets, 240V~ 50Hz		
-------	-------	--------------------------------------	--	--

33118	33118BK	20A, 1 Way Switch	81/-	10
33121	33121BK	20A, 2 Way Switch	93/-	10
33127	33127BK	20A/ 10A, Uni. Socket With Shutter	81/-	10
33124	33124BK	32A, D.P. Switch with Neon W/O Fuse	118/-	10

WHITE	BLACK	Combined With Safety Shutter, 240V~ 50Hz		
-------	-------	--	--	--

33142	33142BK	20A, 3-IN-1 S.S. Combined	143/-	10
33145	33145BK	20A, 5-IN-1	185/-	5
33148	-----	20A, 5-IN-1 With Box	210/-	5

# XL<sup>®</sup> Colour Frames To Match Any Decor



White Soft Ivory Azul Grey



Pearl White Jet Silver Copper Gold



Silver Magenta Maroon Black

\*Above Plate colours available in all Modules


PASTEL	6A Switch Size	6A Socket or Master Bellpush	20A Switch, Socket 32A D.P. W/O Fuse	20A S.S. Combined 32A D.P. With Fuse	20A 5-IN-1
White	33703 WH	33706 WH	33709 WH	33712 WH	33715 WH
Soft Ivory	33703 IV	33706 IV	33709 IV	33712 IV	33715 IV
Azul Grey	33703 AG	33706 AG	33709 AG	33712 AG	33715 AG
M.R.P. Rs.	4 /-	5.50 /-	17 /-	27 /-	32 /-

METALLIC	6A Switch Size	6A Socket or Master Bellpush	20A Switch, Socket 32A D.P. W/O Fuse	20A S.S. Combined 32A D.P. With Fuse	20A 5-IN-1
Pearl White	33751 WP	33754 WP	33757 WP	33760 WP	33763 WP
Jet Silver	33751 JS	33754 JS	33757 JS	33760 JS	33763 JS
Copper Gold	33751 CG	33754 CG	33757 CG	33760 CG	33763 CG
M.R.P. Rs.	6.50 /-	9 /-	24 /-	37 /-	49 /-

METALLIC 2-TONE	6A Switch Size	6A Socket or Master Bellpush	20A Switch, Socket 32A D.P. W/O Fuse	20A S.S. Combined 32A D.P. With Fuse	20A 5-IN-1
Silver Magenta	33799 SM	33802 SM	33805 SM	33808 SM	33811 SM
M.R.P. Rs.	6.50 /-	9 /-	24 /-	39 /-	49 /-

SOFT 2-TONE	6A Switch Size	6A Socket or Master Bellpush	20A Switch, Socket 32A D.P. W/O Fuse	20A S.S. Combined 32A D.P. With Fuse	20A 5-IN-1
Maroon Black	33823 MB	33826 MB	33829 MB	33832 MB	33835 MB
M.R.P. Rs.	10 /-	13 /-	37 /-	47 /-	55 /-
Std. Pkg.	60	60	40	20	20


● Code Marked in Red Indicate New Product



CODE	DESCRIPTION	MRP	PKD
	<b>Uni Socket &amp; Switch Combined, 240V~50Hz</b>		
4613	16A & 6A Uni Socket & Switch Combined With Neon	153/-	5
	<b>1 Way Switch / Fan Regulator &amp; Combined unit, 240V~50Hz</b>		
15347	6A, 4 Switch & Uni. Socket Neon With Fan Reg. 100W	494/-	5
	<b>Surface Unbreakable Box white, 240V~50Hz</b>		
15904	Single Module (87X87X40)	44/-	5
	<b>Shutter Socket &amp; 1 Way Switch Combined Unit, 240V~50Hz</b>		
15234	6A, Uni. S/S Comb & Neon with Safety Shutter	97/-	5
15063	6A, 2 Switch, 2 Uni. Socket & Neon with Safety Shutter	252/-	5
15529	6A, 6 Switch Uni. Socket & Neon with Safety Shutter	259/-	5

## GENERAL ACCESSORIES

WHITE IVORY DARK BROWN (DB)



WHITE	IVORY	DARK BROWN	DESCRIPTION	MRP	PKD
<b>Cord Switches, 240V~50Hz</b>					
2527	----	----	6A, 1 Way Bed Switch	37/-	20
2538	----	----	Cord Through	37/-	20
2593	----	----	Hanging Bell Push Switch	37/-	20
<b>Supreme Flush Dimmer / Controller, 240V~50Hz</b>					
8534	-----	8534DB	450W, Supreme Metallic Flush	218/-	10
8567	-----	8567DB	650W, Supreme Metallic Flush	248/-	10
<b>Classic Flush Dimmer / Controller, 240V~50Hz</b>					
8556	-----	-----	650W, Classic Flush	248/-	10
8589	-----	-----	1000W, Classic Flush	300/-	10
<b>Opel Surface Dimmer / Controller, 240V~50Hz</b>					
8410	8410IV	-----	100W, Opel Fan Regulator	248/-	10
-----	8498	-----	450W, Super Surface Dimmer Controller	212/-	10
<b>Surface Series, 240V~50Hz</b>					
2301	2301IV	-----	6A, Surface 1 way Switch	28/-	10
2323	2323IV	-----	6A, Surface Bell Push Switch	31/-	10
<b>Iron Connector, 240V~50Hz</b>					
6335	-----	-----	Front Porcelain Iron Connector (Deluxe)	60/-	10
<b>Ceiling Rose, 240V~50Hz</b>					
39017	3257	39017DB	6A, Pilot 2 Plate	19/-	20
39040	3290	39040DB	6A, Pilot 3 Plate	24/-	20
39028	3199	39028DB	6A, Jumbo 2 Plate	27/-	20
39050	3224	-----	6A, Jumbo 3 Plate	30/-	20
39072	50916	51090	6A, Pilot 3 Plate	24/-	20



14706

39527  
3979738538  
39800

6506



5081



5070



5376



39094



39083

WHITE	IVORY	Lamp / Pendant Holder (Plastic Ring), 240V~ 50Hz			
14706	-----	-----	6A, Pendant Holder	28/-	30
39527	51191	-----	6A, Angle Holder	29/-	30
38538	51205	-----	6A, Batten Holder	29/-	30
WHITE	IVORY	Lamp Holder (With Metal Ring), 240V~ 50Hz			
39797	51169	-----	6A, Angle Type	31/-	30
39800	51170	-----	6A, Batten Type	31/-	30
WHITE	IVORY	Adaptor, 240V~ 50Hz			
6506	51180		Adaptor	20/-	20
WHITE	IVORY	D.P. Switch without Link, 240V~ 50Hz		LSI	
5081	5081IV		32A, Surface D.P. Switch W/O Link	100/-	10
5070	5070IV		32A, Flush Pilot D.P. Switch W/O Link	100/-	10
WHITE	IVORY	TP Switch With Neon, 415V~		LSI	
5376	5376IV	-----	32A, T.P. Switch without Fuse	226/-	6
WHITE	IVORY	DARK BROWN	D.P. Switch Pilot, 240V~50Hz		LSI
39094	5037	39094DB	32A, Surface D.P. Switch with Neon	120/-	6
39083	5140	39083DB	32A, Flush D.P. Switch with Neon	120/-	6

## INDUSTRIAL PRODUCTS

17182  
17615  
1762617692  
17637  
1764817659  
17660  
17670  
17717  
1772817819  
17820  
17830  
1791017921  
17932  
179439297  
9300

9311



9322

9333  
9480

17309

CODE	DESCRIPTION	MRP	PKD
------	-------------	-----	-----

### 2 Pole D.P. Sheet Metal Switch Pilot, 240V~50Hz

17182	16A, 240V Neutral Link	403/-	1
17615	16A, 240V D.P.	403/-	1
17626	32A, 240V D.P.	745/-	1
17692	63A, 240V D.P.	980/-	1

### 3 Pole T.P. Sheet Metal Switch Pilot, 240V~50Hz

17637	16A, 415 V T.P.	795/-	1
17648	32A, 415 V T.P.	1050/-	1
17659	63A, 415 V T.P.	3150/-	1
17660	100A, 415 V T.P.	5240/-	1
17670	200A, 415 V T.P.	7000/-	1

### 2 Pole Change Over Switch Pilot, 240V~50Hz

17717	16A, 415 V	855/-	1
17728	32A, 415 V	990/-	1

### 3 Pole Change Over Switch Pilot, 240V~50Hz

17819	16A, 415 V	920/-	1
17820	32A, 415 V	1080/-	1
17830	63A, 415 V	2756/-	1

### 4 Pole Change Over Switch Pilot, 240V~50Hz

17910	16A, 415 V	1030/-	1
17921	32A, 415 V	1505/-	1
17932	63A, 415 V	3550/-	1
17943	100A, 415 V	6450/-	1


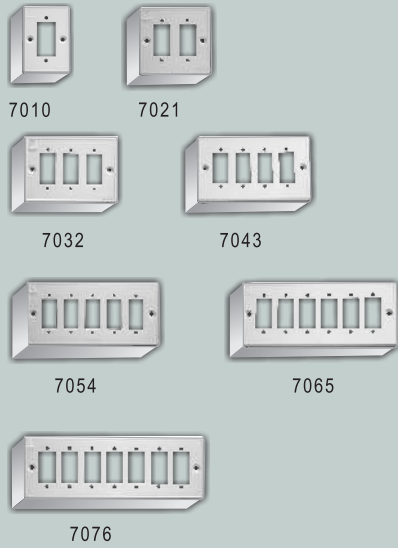
### Porcelain Fuse Unit Pilot, 240V~50Hz

9297	16A, 240V	38/-	10
9300	16A, 415V (32A-240V)	69/-	10
9311	32A, 415V (63A-240V)	127/-	5
9322	63A, 415V	280/-	1
9333	100A, 415V	495/-	1
9480	200A, 415V	801/-	1

### Fuse Unit With Bus Bar Link, 240V~50Hz

17309	300A, 415V	1120/-	1
-------	------------	--------	---

# Surface & Domestic Boxes



## Surface Mounting Box For Switches

CODE	CODE	DESCRIPTION	MRP	PKD
WHITE	IVORY			
7010	7010IV	1 Gang Box	9/-	20
7021	7021IV	2 Gang Box	13/-	20
7032	7032IV	3 Gang Box	19/-	10
7043	7043IV	4 Gang Box	22/-	10
7054	7054IV	5 Gang Box	25/-	10
7065	7065IV	6 Gang Box	33/-	10
7076	7076IV	7 Gang Box	36/-	10

## Domestic Surface mounting Box

WHITE	IVORY			
7305	7305IV	1 Gang Box	11/-	10
7112	7112IV	2 Gang Box	15/-	20
7123	7123IV	3 Gang Box	20/-	10
7134	7134IV	4 Gang Box	24/-	10
7145	7145IV	5 Gang Box	26/-	10
7156	7156IV	6 Gang Box	34/-	10
7203	7203IV	4 Gang Box (Double Domestic)	32/-	10
7214	7214IV	5 Gang Box (Double Domestic)	36/-	10
7393	7393IV	6 Gang Box (Double Domestic)	39/-	10

Note: These Mounting Boxes are not Suitable for Fan Regulator & Dimmer

MRP - Maximum Retail Price



**Anchor Electricals Pvt. Ltd.**  
 Steel House "B" Wing, Plot No.24, Mahal Ind. Est.,  
 Mahakali Caves Rd., Near Paper Box,  
 Andheri (E), Mumbai - 400 093 (India)  
 T.(9122) 3041 8888 F.(9122) 3041 8884.  
[www.anchor-world.com](http://www.anchor-world.com)

Dealer

Product dimensions may not be exact